

National  
Museum of  
Scotland



# National Museum of Scotland **Sensory Map**
































# Welcome to the National Museum of Scotland.


Please use this map to help you find the areas of the museum most suited to you.

## Sensory symbols

	Low	Medium	High
Visual or hands-on	 <b>Mainly visual</b> most objects behind glass	 <b>Some hands-on</b> a few digital interactives or things to touch	 <b>Very hands-on</b> lots to touch and play with
Lighting	 <b>Low lighting</b> Dull lighting to protect objects	 <b>Medium lighting</b> Some artificial and natural light	 <b>Bright gallery</b> lots of natural or artificial light
Noise	 <b>A quiet space</b> Little noise or audio tracks	 <b>Some noises</b> including videos with talking or music	 <b>Can be noisy</b> a good space to use ear defenders!
Crowds	 <b>Often quiet</b> usually no crowds	 <b>Some people</b> usually not too busy	 <b>Busy gallery</b> likely to have lots of people

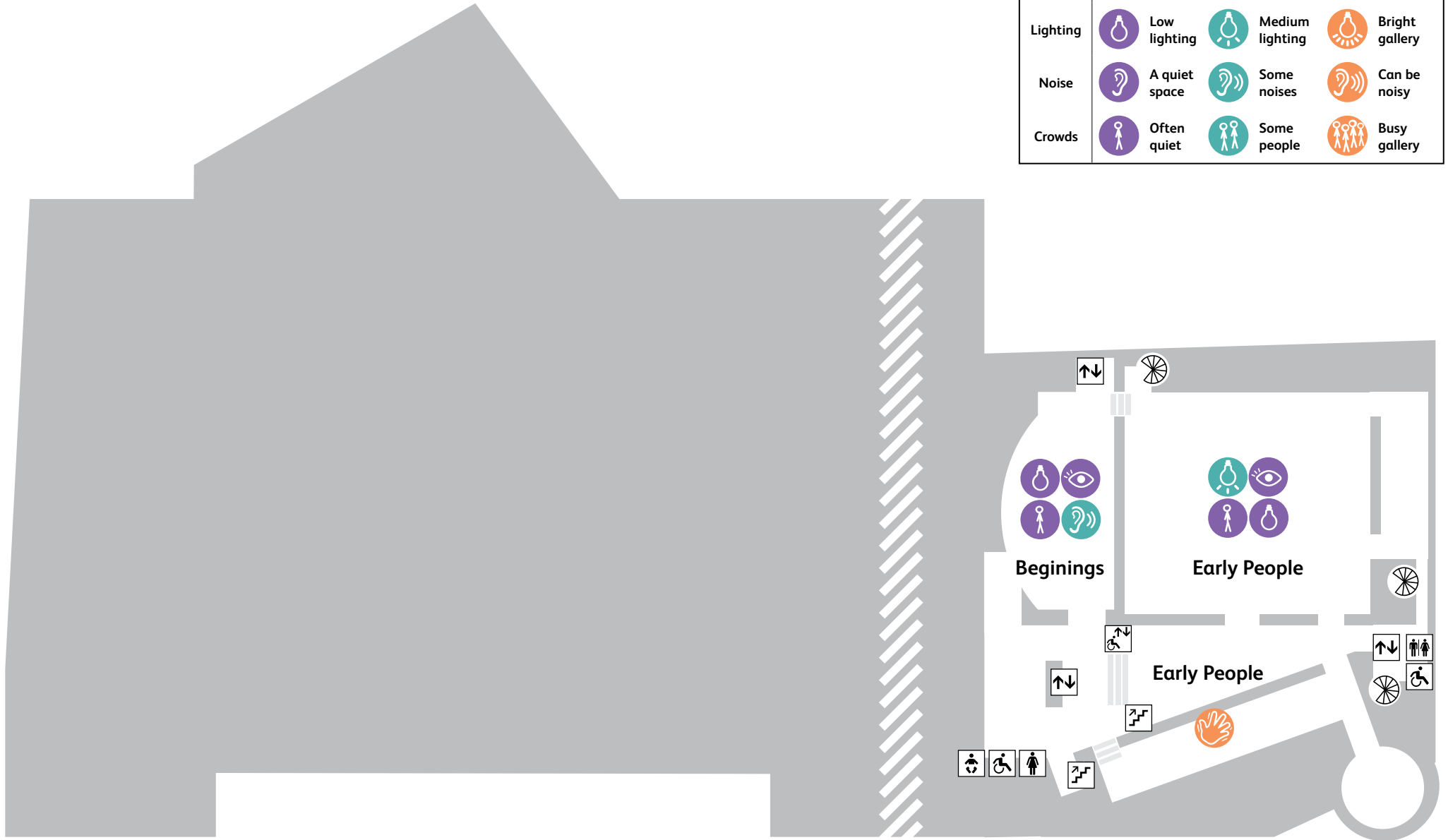
 Toilet (unisex)	 Lift
 Toilet, female	 Escalator
 Toilet, male	 Stairs
 Toilet, accessible	 Stairs, up
 Changing place toilet (undersized)	 Stairs, down
 Baby changing	 Spiral staircase
 Information desk	 Picnic area
 Ticket desk	

## Useful information when planning your visit

- The Tower Entrance is usually the quietest entrance and offers step-free access into the Museum
- Sensory bags and resources are available to borrow from the information desks at the Main Entrance and the Tower Entrance
- Picnic spaces are available – please speak to a member of staff for information
- There are Discovery Zones in some of the Scottish Galleries with hands on activities
- The Millennium clock in Discoveries chimes on the hour every hour and the Richie clock in the Grand Gallery will sound every 15 minutes
- A quick way to exit the Scottish galleries is highlighted in green on the map 
- Enclosed lifts can be found in the Natural World and the Science & Technology galleries
- Less busy times to visit include Monday–Thursday, 15:00–17:00 and weekends 10:00–11:00. Sunny days are usually less busy too

# Level -1

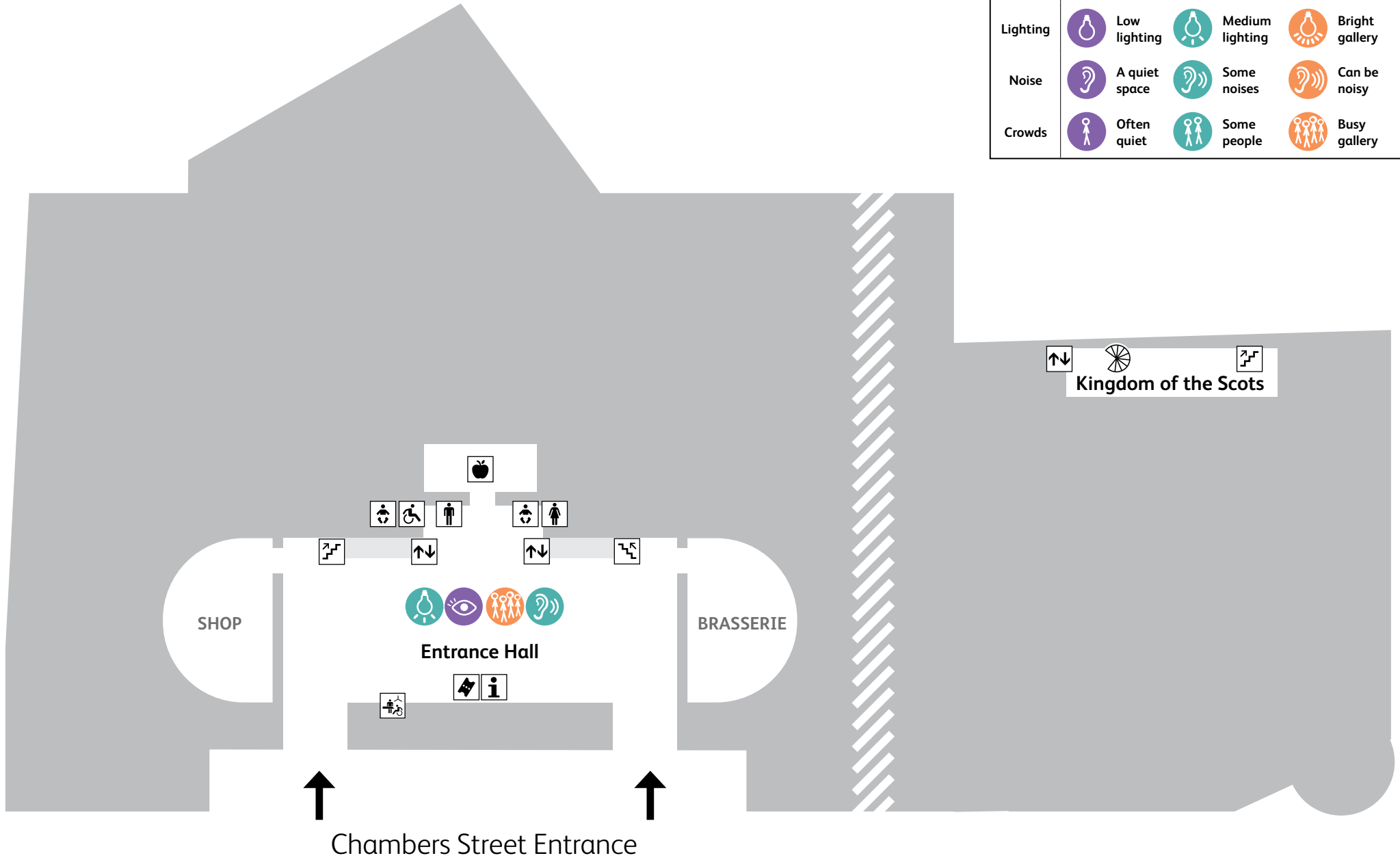
	Low	Medium	High
Visual or hands-on	Mainly visual	Some hands-on	Very hands-on
Lighting	Low lighting	Medium lighting	Bright gallery
Noise	A quiet space	Some noises	Can be noisy
Crowds	Often quiet	Some people	Busy gallery



Lift access to *Early People*

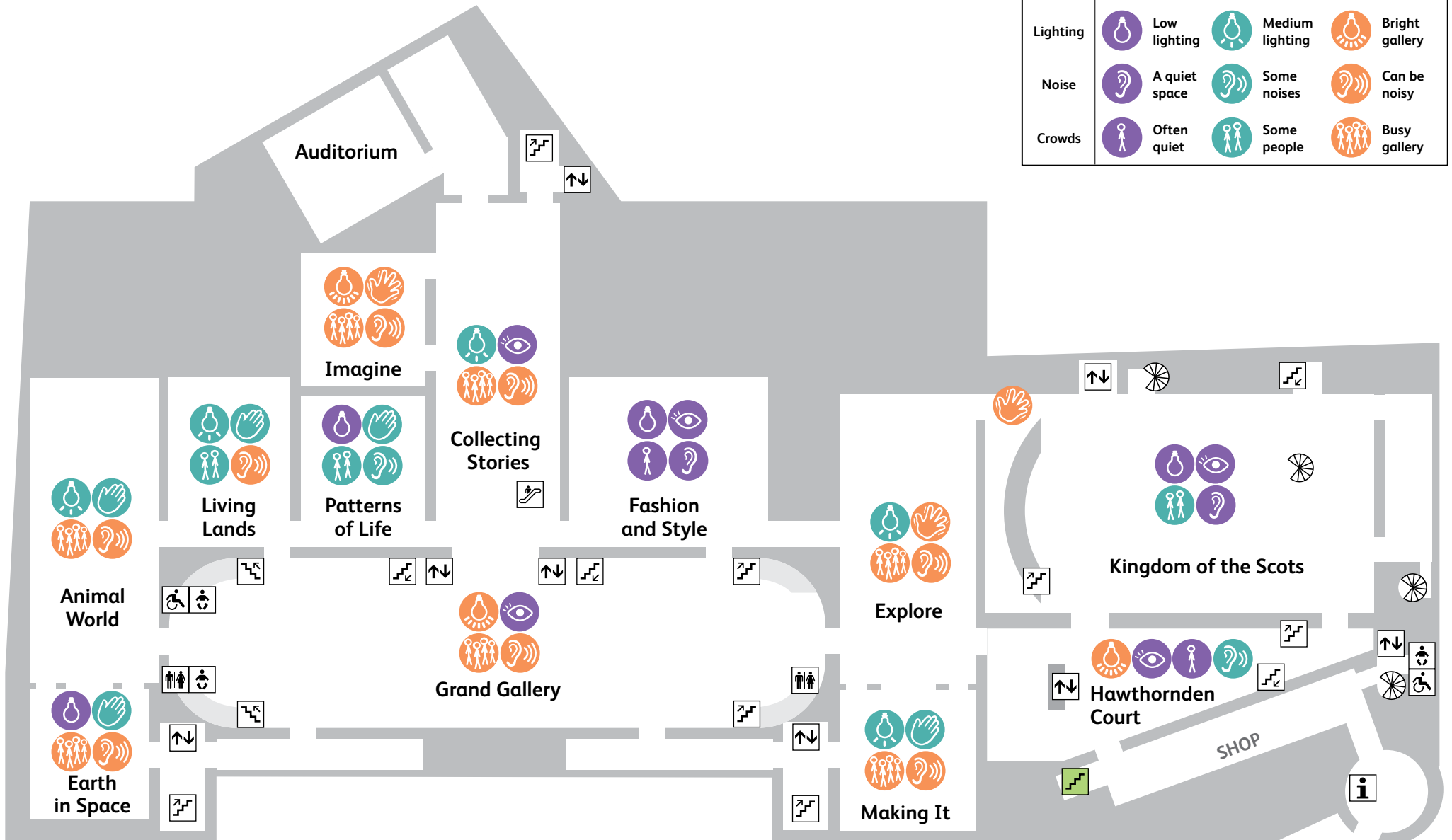
# Level 0

	Low	Medium	High
Visual or hands-on	Mainly visual	Some hands-on	Very hands-on
Lighting	Low lighting	Medium lighting	Bright gallery
Noise	A quiet space	Some noises	Can be noisy
Crowds	Often quiet	Some people	Busy gallery



# Level 1

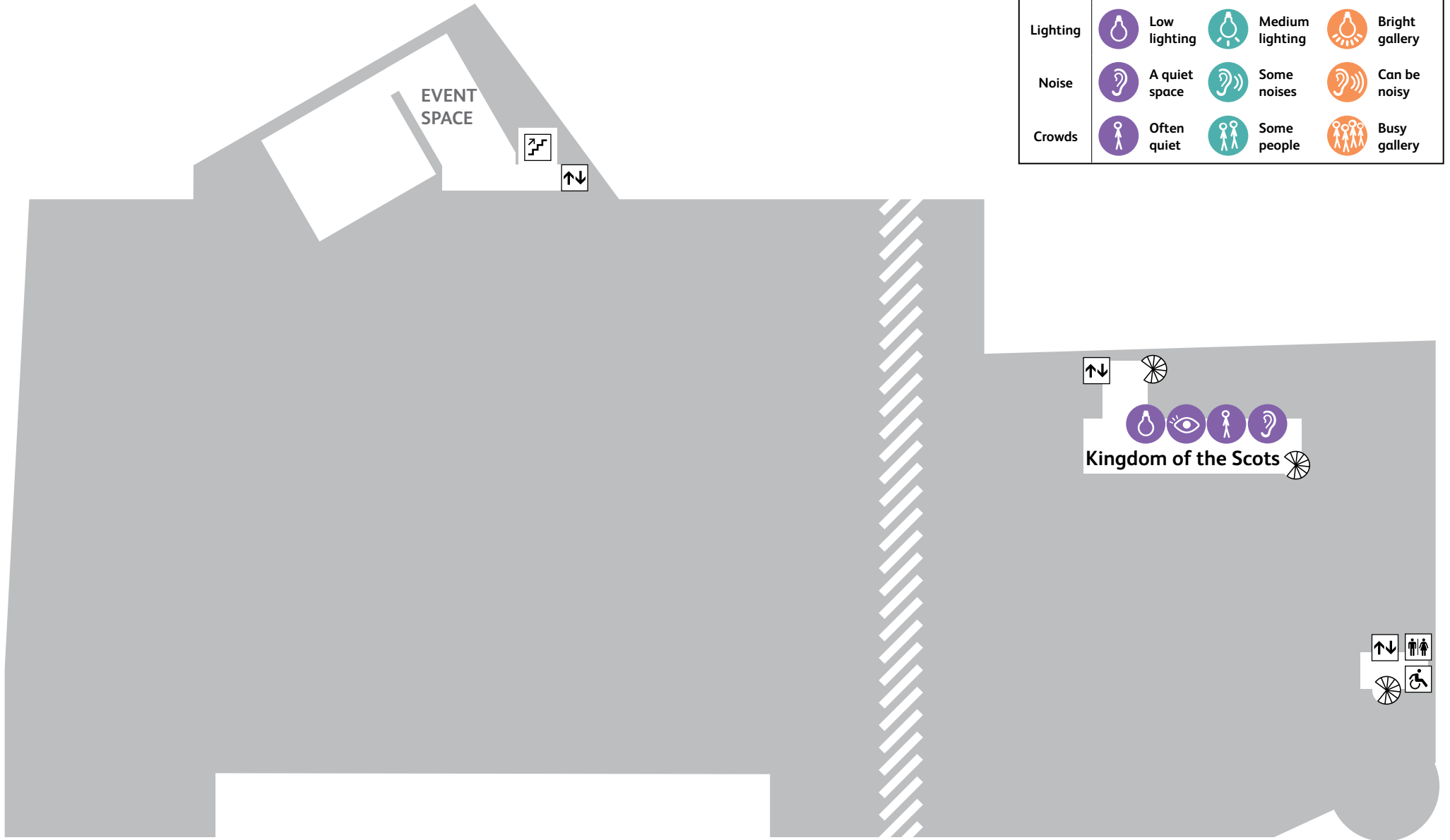
	Low	Medium	High
Visual or hands-on	Mainly visual	Some hands-on	Very hands-on
Lighting	Low lighting	Medium lighting	Bright gallery
Noise	A quiet space	Some noises	Can be noisy
Crowds	Often quiet	Some people	Busy gallery



Tower Entrance

# Level 2

	Low	Medium	High
Visual or hands-on	Mainly visual	Some hands-on	Very hands-on
Lighting	Low lighting	Medium lighting	Bright gallery
Noise	A quiet space	Some noises	Can be noisy
Crowds	Often quiet	Some people	Busy gallery





# Level 3

	Low	Medium	High
Visual or hands-on	Mainly visual	Some hands-on	Very hands-on
Lighting	Low lighting	Medium lighting	Bright gallery
Noise	A quiet space	Some noises	Can be noisy
Crowds	Often quiet	Some people	Busy gallery



\*These galleries change regularly please ask at an information for further details.

# Level 4

	Low	Medium	High
Visual or hands-on	Mainly visual	Some hands-on	Very hands-on
Lighting	Low lighting	Medium lighting	Bright gallery
Noise	A quiet space	Some noises	Can be noisy
Crowds	Often quiet	Some people	Busy gallery

Learning Centre

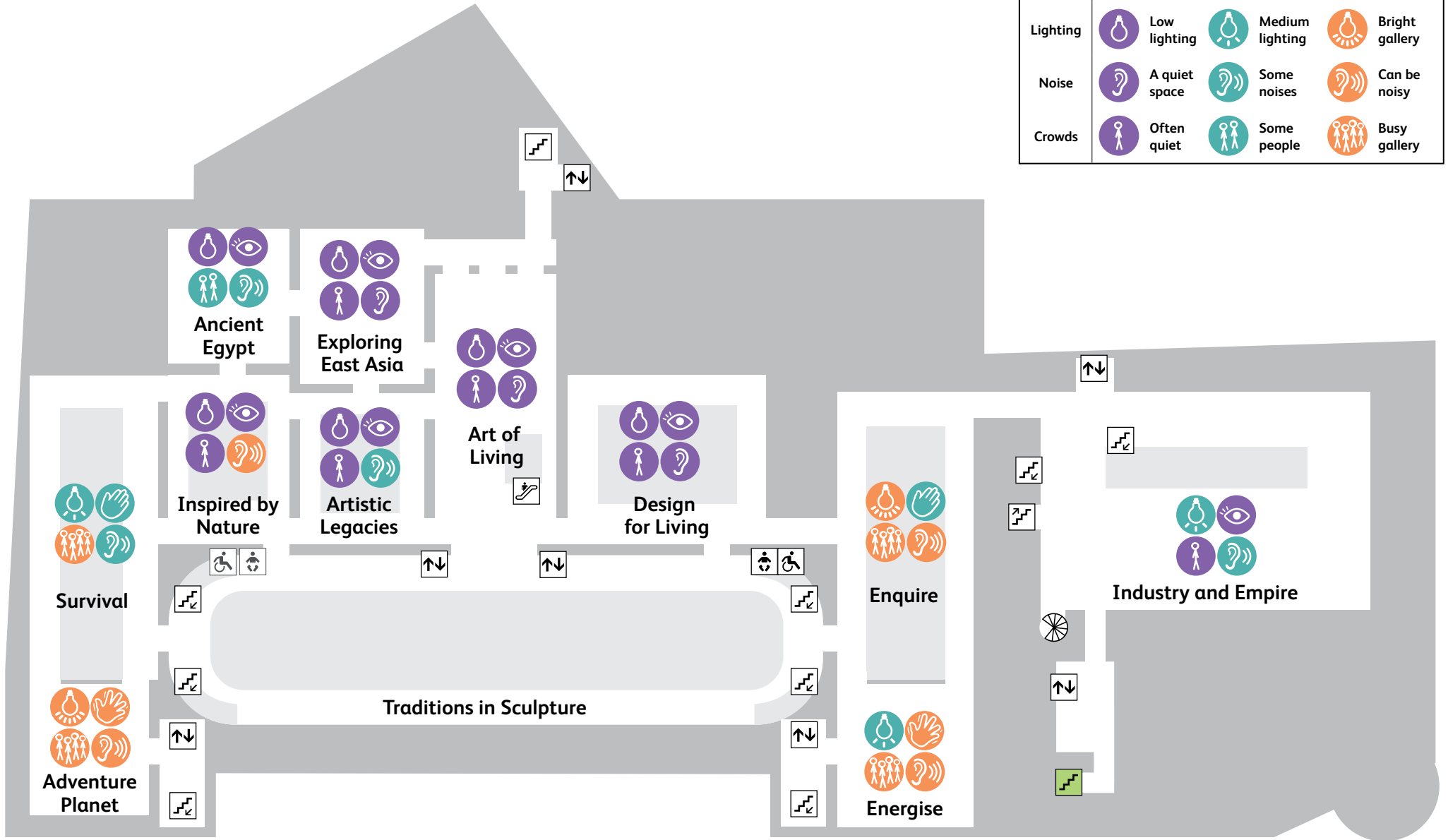


Industry and Empire















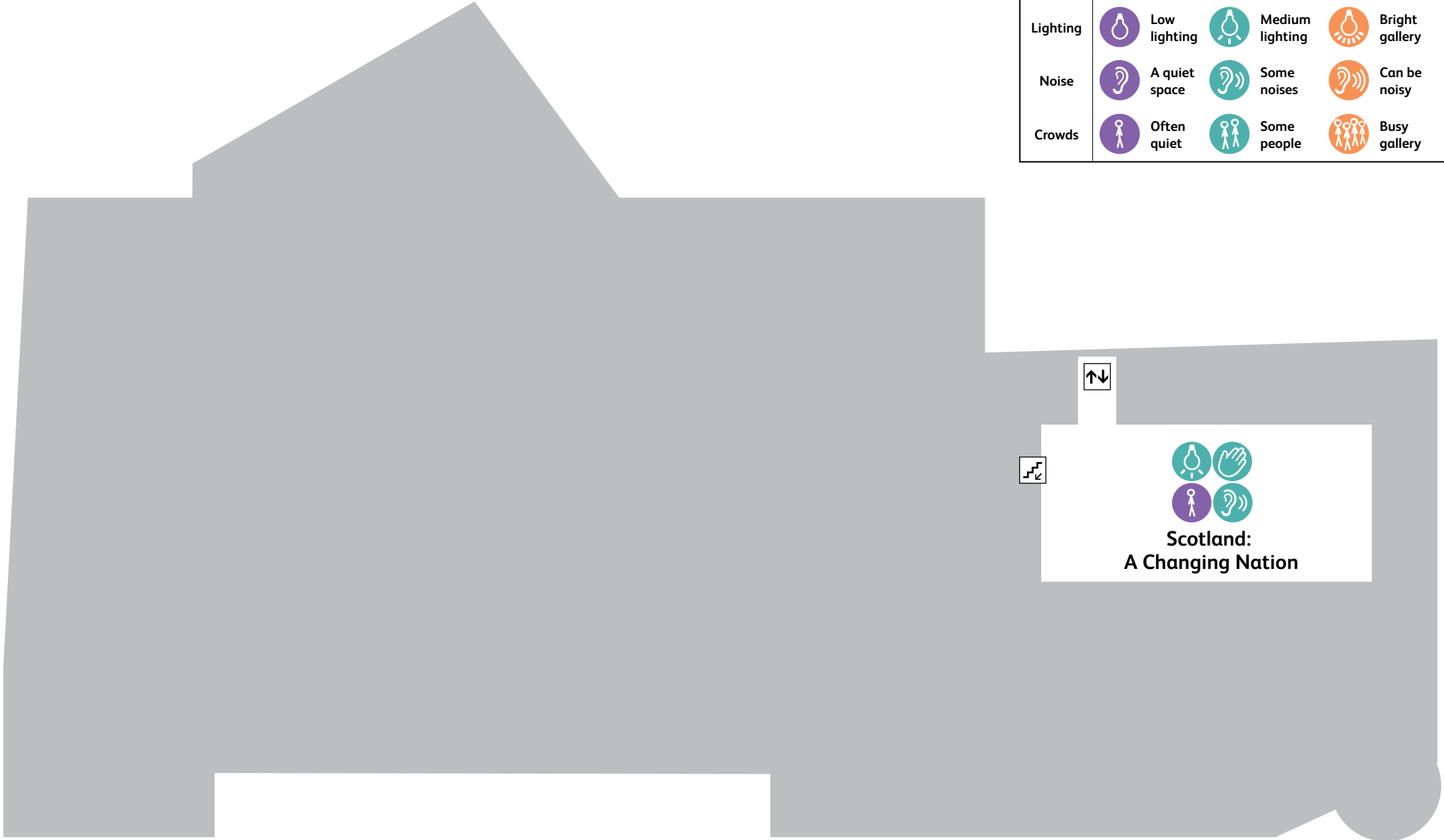
# Level 5

	Low	Medium	High
Visual or hands-on	Mainly visual	Some hands-on	Very hands-on
Lighting	Low lighting	Medium lighting	Bright gallery
Noise	A quiet space	Some noises	Can be noisy
Crowds	Often quiet	Some people	Busy gallery















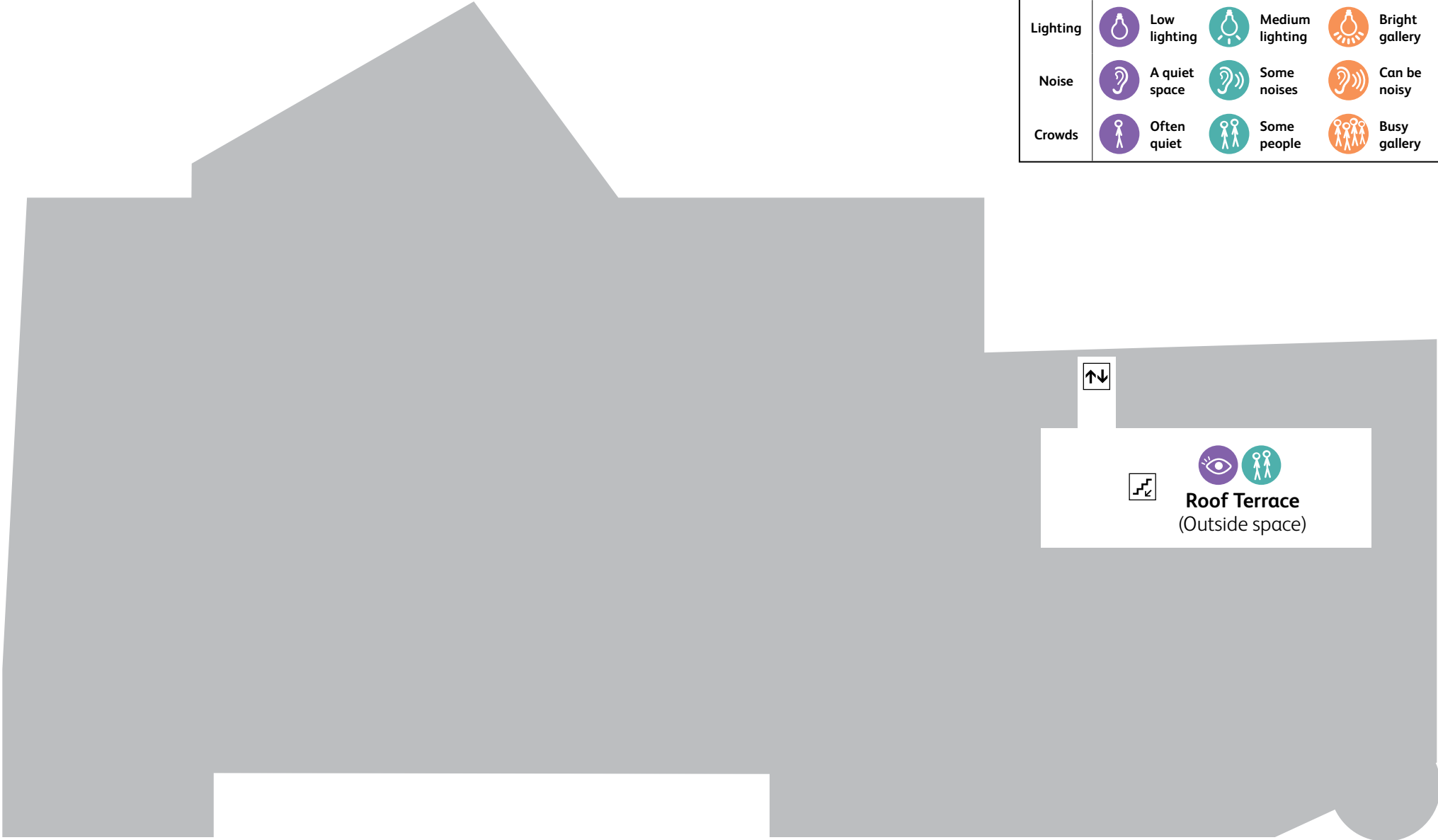
# Level 6

	Low	Medium	High
Visual or hands-on	 Mainly visual	 Some hands-on	 Very hands-on
Lighting	 Low lighting	 Medium lighting	 Bright gallery
Noise	 A quiet space	 Some noises	 Can be noisy
Crowds	 Often quiet	 Some people	 Busy gallery



# Level 7

	Low	Medium	High
Visual or hands-on	 Mainly visual	 Some hands-on	 Very hands-on
Lighting	 Low lighting	 Medium lighting	 Bright gallery
Noise	 A quiet space	 Some noises	 Can be noisy
Crowds	 Often quiet	 Some people	 Busy gallery



**Roof Terrace**  
(Outside space)

**We would like to thank all those who supported the consultation process and development of the map including –**

Edinburgh Council Additional Support for Learning Service

The Yard

Attendees at our Museum Socials

Attendees at our Museum Early Doors

Attendees at Friday Friends@ the museum for visually impaired and D/deaf children and their families

For more information about on accessibility at the National Museum of Scotland please visit our website

[www.nms.ac.uk/national-museum-of-scotland/plan-your-visit](http://www.nms.ac.uk/national-museum-of-scotland/plan-your-visit)

